

## ◇ Analysis skin precisely with 16 years knowhow

### UV Light

Pigmentation(UV Spot), Sebum, Porphyrin(acne bacteria)  
(Easy to check before and after surgery.)

### Cross Polarized Light

Pigmentation(Spot), Redness  
(Easy to check before and after surgery.)

### Normal Light

Pores, Nasolabial folds, Elasticity, Jawline angle, Skin tone  
\*The industry's first analysis of nasolabial folds, elasticity, and jawline angle. (Easy to check before and after surgery.)

### Parallel Polarized Light

Wrinkles, Skin Texture  
\*We analyze skin texture for the first time in the industry.  
Patent Registration No. 10-2251700

+ Moisture

90° 45° 0° 45° 90°



Various angle can be taken using forehead holder.

18 analysis items are observed  
(\*13 items of skin analysis + 5 items of skin index)  
with more than **9MB** high resolution images.



It is uncalibrated original photo by JANUS Pro Hybrid.

## ◇ Error range ±2% reproducibility guarantees differentiated comparative analysis

Special technologies assist to maintain **stable shooting conditions**.



AI automatic facial recognition

It recognizes face as 70 coordinates, and set analysis area automatically.



Smart image manipulation

The technology matches person's face with 1st photo the person took using location of eye and mouth conditions.



Brightness retention device and daylight blocking hood

Reproducibility to make same condition matters for comparing 1st photo and following session photos. Brightness retention device and daylight blocking hood help to make clear reproducibility.

## Partners



JANUS is used in  
**dermatology clinics,**  
**university hospitals** and  
**research institutes worldwide.**

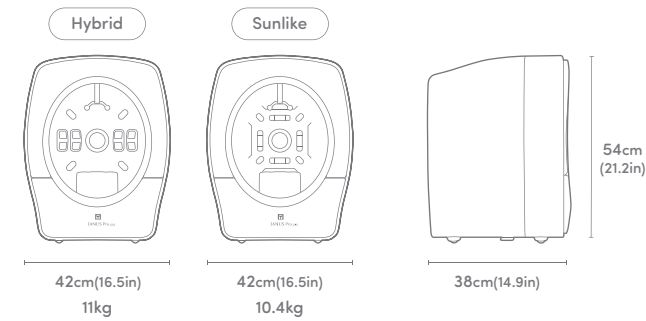


## Certifications and Patents



ISO 9001    ISO 13485    KC    CE    FCC    EAC  
Patent registration    No. 10-2429443    No. 10-2429455    No. 10-2251700    No. 10-2091388

## Specification



Email    sales@pie.co.kr  
Tel    +82.31.252.9136  
Fax    +82.31.252.9134  
Mobile    +82.10.8571.9133  
16255 45, Changnyong-daero, Paldal-gu,  
Suwon-si, Gyeonggi-do, Republic of Korea

To learn more about JANUS Pro

www.pie.co.kr  
@PIE.Official.kr  
pie\_official\_kr  
sales@pie.co.kr



SINCE 2006



# JANUS Pro

JANUS 5<sup>th</sup> Generation | Facial Skin Analyzer



# Totally Renewed JANUS 5<sup>th</sup> Generation!

## Flagship Models: JANUS Pro Hybrid & JANUS Pro Sunlike

### JANUS Pro Hybrid

Light Source  
Xenon Flash + UV LED(385nm)

Camera  
Canon EOS 90D  
32.5 megapixels

Image Size  
4640 x 6960 px  
(Max 9280 x 13920 px)



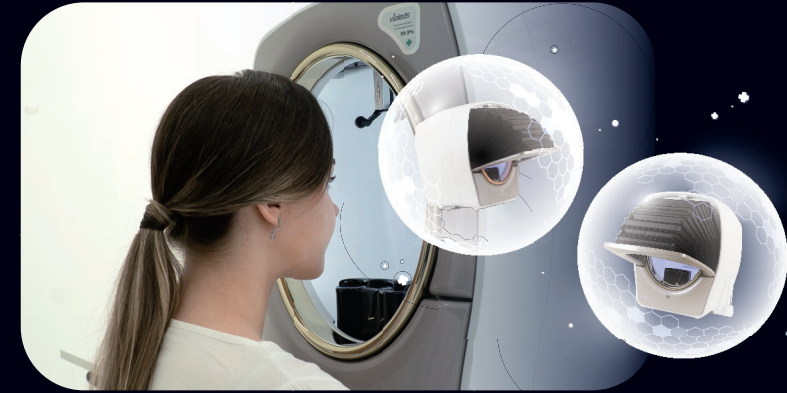
### JANUS Pro Sunlike

Light Source  
LED(SunLike) + UV LED(385nm)

Camera  
Canon EOS 200D II  
24.1 megapixels

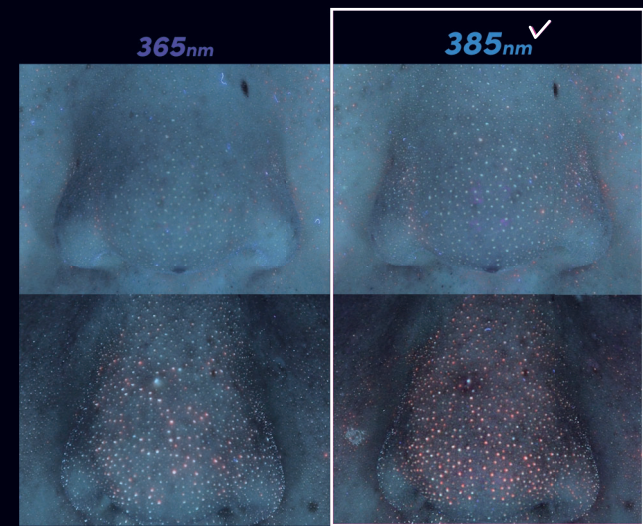
Image Size  
4000 x 6000 px  
(Max 8000 x 12000 px)

## violeds technology eliminates 99.9% of COVID-19 virus and other bacteria



Maintaining 99.9% virus & bacteria free environment with two modes:  
**Permanent sterilization(UV-A)**  
**Concentrated sterilization(UV-C)**

## 385nm UV LED without heat sensation enables safe shot

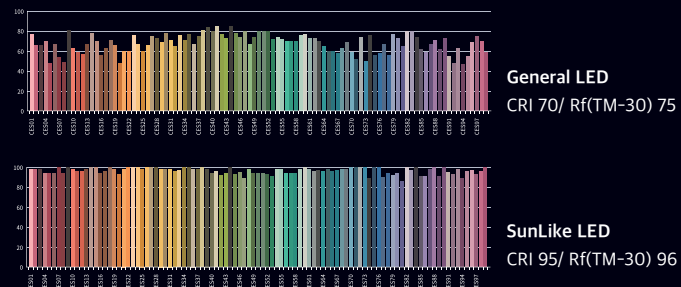


Sebum and Porphyrin can be observed perfectly under 385nm UV LED

## Show the best color with suitable light source

**JANUS Pro Hybrid : Xenon Flash(CRI 96-100)**  
**JANUS Pro Sunlike : SunLike LED(CRI 95)**

The light of the sun expresses perfect color of subjects. CRI of the sun is 100 and color expression gets better when it closer to 100.



# JANUS Pro

## Containing more than 200,000 cases of big data


### Average data of age group, standard of JANUS Pro skin analysis

Collected big data through cloud server from over the world makes accurate analysis logic via deep learning process. More than 200,000 cases have accumulated and the number gets bigger time goes by. Collected data maintains security by its own security maintain technology. (Patent registration No. 10-2091388)

Accumulated more than 200,000 cases

Case No.	Age	Gender	Date
204,182	20	F	2021-08-09-16-10-23
204,181	20	F	2021-08-09-16-05-43
204,180	20	F	2021-08-09-15-59-20
204,179	20	F	2021-08-09-16-08-25
204,178	20	F	2021-08-09-16-08-26
204,177	20	F	2021-08-09-16-08-28
204,176	20	F	2021-08-09-16-07-26
204,175	20	F	2021-08-09-16-07-28
204,174	20	F	2021-08-09-15-47-27
204,173	20	F	2021-08-09-15-32-44
204,172	20	F	2021-08-09-15-19-27
204,171	20	F	2021-08-09-15-07-29
204,170	20	F	2021-08-09-15-02-24

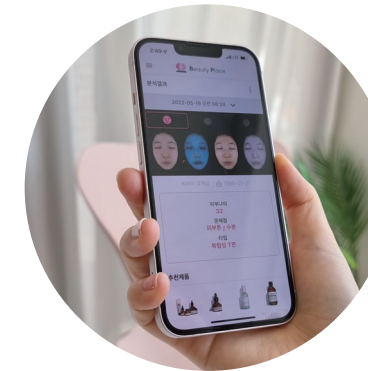
## 3D Viewer function enables Three-Dimensional observation of skin curves



Depth of the wrinkle can be observed effectively.

## Individual can identify analysis in BeautyPlace mobile application

Both Android and iOS could be supported



## Customer satisfaction with JANUS Pro

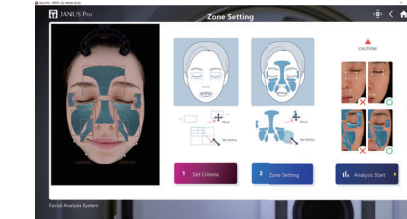


# JANUS Pro for Experts

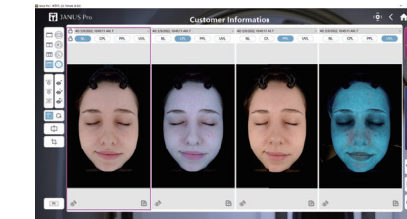
## Program always updated automatically

### Improve bugs, add up new functions

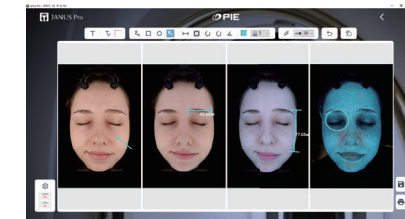
We constantly think and debate which function will be useful for users. PIE works hard to make beneficial equipment from intermediate user to advanced users.



It automatically sets its analysis area of the skin.

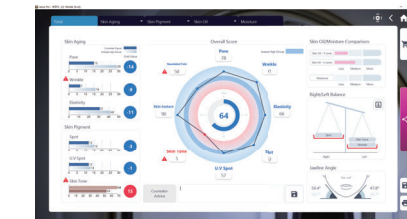


User observes images in various ways.

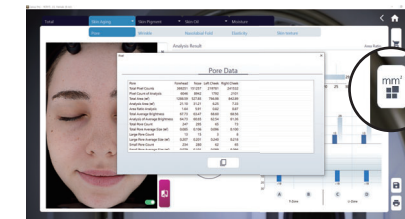


User observes skin in detail and measurement it.

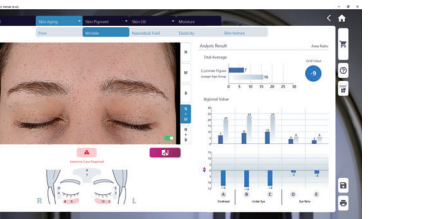
It supports **4K resolution**. PIE experts support **remote assistance** when users have hard time to utilize program.



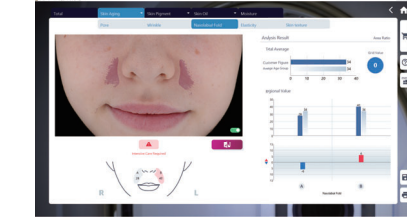
User observes all skin analysis items overall.



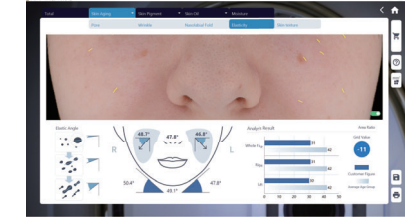
User confirms pixel data.



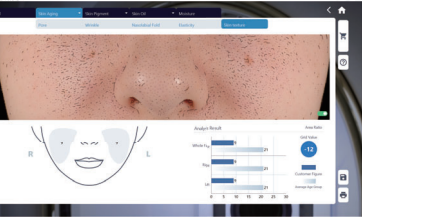
Wrinkle



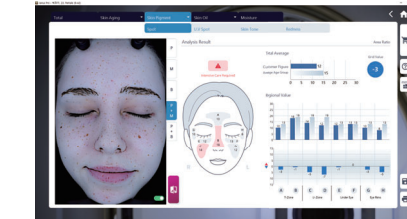
Nasolabial Fold



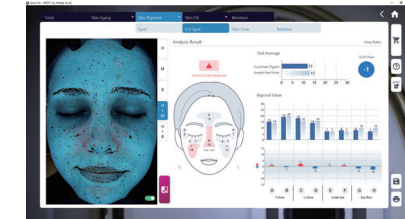
Elasticity



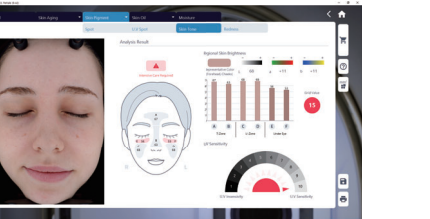
Skin Texture



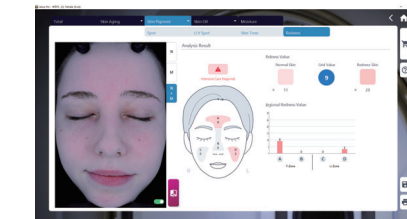
Pigment(Spot)



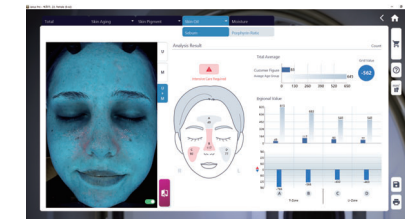
Pigment(UV Spot)



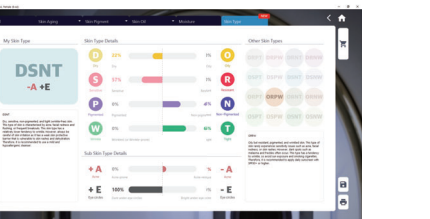
Skin Tone



Redness



Sebum



Skin Type